

# GETTING TO RUTGERS - Transportation Options



**RUTGERS**  
NEW BRUNSWICK

Updated: July 2024

# Arriving in the U.S.

- You can only enter the US up to 30 days before the start date on your Rutgers I-20 or DS-2019. Do not attempt to enter the US with your F-1/J-1 visa prior to this date if you have an initial I-20/DS-2019.
- If you are assigned Rutgers dormitory housing, you can only move in on certain dates; Rutgers does **not** offer accommodation before this date.
- Flying into Newark Liberty International Airport is usually the easiest, fastest, and least expensive option to get to both Newark and New Brunswick, compared to the other airports.

*Welcome*  
TO THE USA



# Airports and Public Transit



## Airports

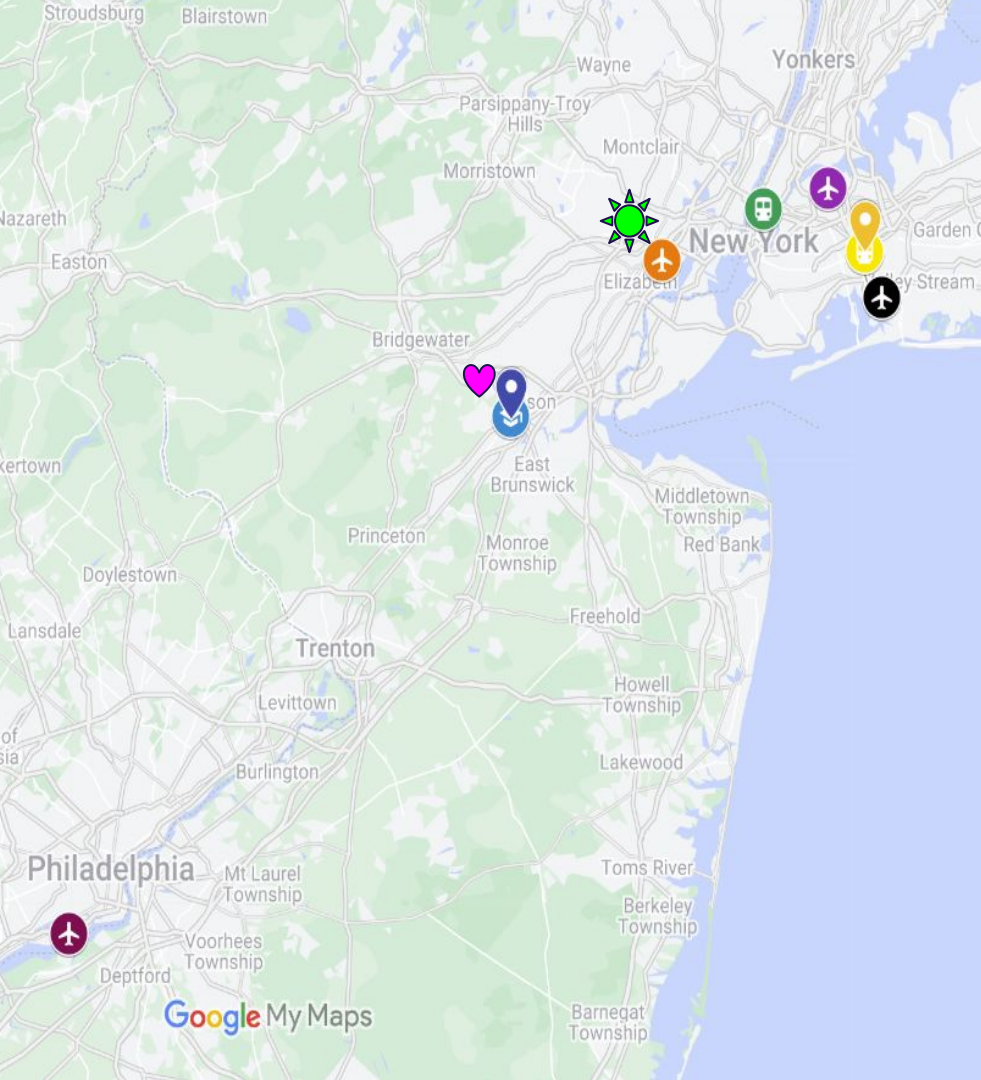
There are four major international airports accessible to Rutgers - New Brunswick and Rutgers Health

- Newark Liberty International Airport (EWR) - Newark, NJ
- John F. Kennedy International Airport (JFK) - NYC, NY
- LaGuardia Airport (LGA) - NYC, NY
- Philadelphia International Airport (PHL) - Philadelphia, PA














## Public Transportation

- Uber/Lyft/Taxi
- Bus
- Airport Shuttle/Van
- Train



## Rutgers, Nearby Airports, Train Stations

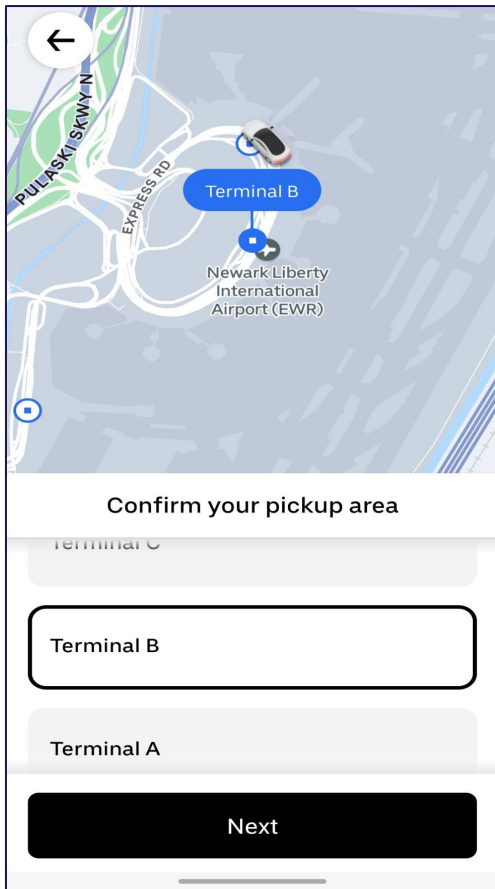
-  Rutgers - New Brunswick
-  Newark Liberty International Airport
-  John F. Kennedy International Airport
-  Jamaica Station (AirTrain)
-  Jamaica Station
-  New York Pennsylvania Station
-  New Brunswick Train Station
-  LaGuardia Airport
-  Philadelphia International Airport
-  Purple Heart - New Brunswick/Piscataway
-  Green Sun - Rutgers Health/Newark

## Distances from Airport to Campus

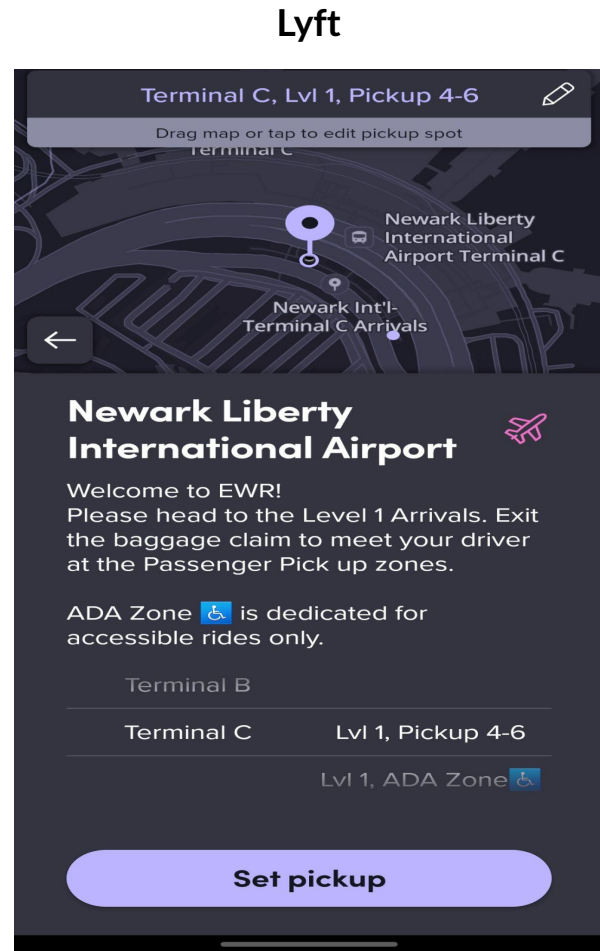
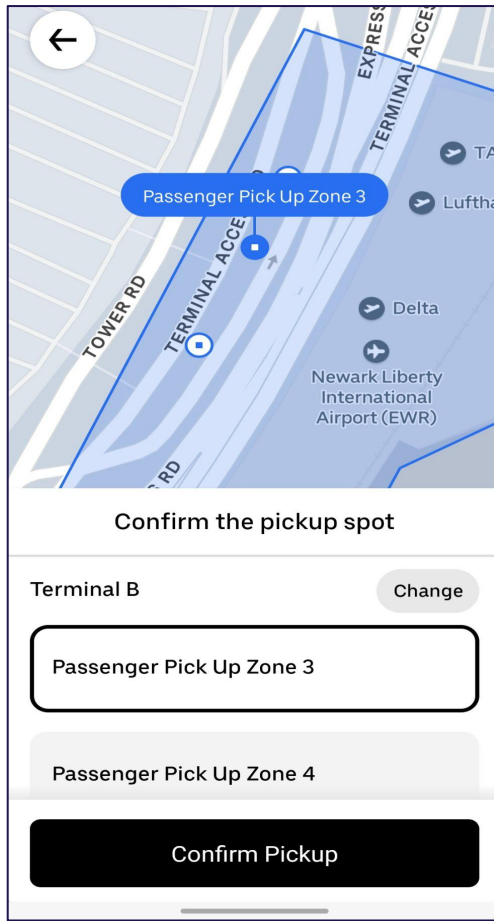
Airport	Campus	Distance
<b>Newark Liberty International Airport</b>	Rutgers - New Brunswick	~ 30 Miles / 50 Kilometers
	Rutgers - Newark	~ 4 Miles / 6 Kilometers
	Rutgers - Camden	~ 90 Miles / 150 Kilometers
<b>JFK International Airport</b>	Rutgers - New Brunswick	~ 55 Miles / 90 Kilometers
	Rutgers - Newark	~ 30-35 Miles / 50-60 Kilometers
	Rutgers - Camden	~ 110 Miles / 180 Kilometers
<b>LaGuardia Airport</b>	Rutgers - New Brunswick	~ 50 Miles / 80 Kilometers
	Rutgers - Newark	~ 25 Miles / 40 Kilometers
	Rutgers - Camden	~ 110 Miles / 180 Kilometers
<b>Philadelphia International Airport</b>	Rutgers - New Brunswick	~ 75 Miles / 120 Kilometers
	Rutgers - Newark	~ 100 Miles / 160 Kilometers
	Rutgers - Camden	~ 13 Miles / 20 Kilometers

## TIP:

There are designated passenger pick-up spots from the airports once you have claimed your baggage, if travelling through a ride-hailing app. Be sure to ask the airport staff, or someone, where these pick-up spots are located. See the next slide for examples.



Uber



Examples of airport pick up locations in mobile apps

# Don't get confused!

Do you know the difference between:

- New York and Newark?
  - New York City is the most populous city in the state of New York, whereas Newark is the most populous city in the state of New Jersey. Both New York City and Newark are within the New York Metropolitan Area, hence Newark Liberty International Airport is also sometimes referred to as New York - Newark Liberty International Airport.
  - Keep in mind: New York has a train station called New York Penn Station (in New York), and Newark also has a train station called Newark Penn Station (in New Jersey).

**Rutgers is in NEW JERSEY.**

- New Brunswick and Piscataway?
  - Rutgers - New Brunswick has 5 “campuses”:
    - 3 in New Brunswick: College Avenue, Cook, Douglass
    - 2 in Piscataway: Livingston, Busch



# Destination Address

## Do you know your proper destination address?

- In the event of unavailable wifi or internet connection, students are encouraged to print/write down their proper destination address on a piece of paper and pack it in their carry-on luggage and/or their backpack.
- You will be asked your destination address at the airport Immigration and Customs. The address should be written clearly in English in case you need to ask for help.
- Most addresses in the US are simple and follows this example convention:

Street number and name	→	495 Grove Street
Apartment or unit and its number	→	Apartment #20
City, State Zip code	→	New York, NY 10014
Country	→	USA

- In the example above, 495 could be a house number on Grove Street, and not a street number. In that case, the address would be as follows: 495 Grove Street, New York, NY 10014, USA
- Keep in mind that sometimes mail addresses are not always the same as your street addresses, especially for dormitories.



# Destination Address: On-Campus Dorms

- **Dorm Keys:**

- If your destination is a dorm on-campus, it is important to know that you will have to pick up your dorm keys that are available only at certain times. If you are arriving before or after that time frame, you should stay at a hotel nearby to collect your keys later. Contact Rutgers Housing for key pick-up hours, and for contact numbers - <https://ruoncampus.rutgers.edu/about/contact-us>
- Your dorm should also have an assigned residential assistant (RA) so you should have their phone number or the Rutgers police department's number if you need.

- **Dorm Addresses:**

- Plan your route before traveling to the US, double check your destination/routes to make sure they are correct, and utilize the street view in apps like Google maps to visualize your destination.
- Some dorm addresses might not show up on Google maps, so make sure you double check that the addresses are the correct location. Example below:

**DORM NAME:** Newell Apartments      **STREET ADDRESS:** 45 Biel Rd, New Brunswick, NJ 08901

# Getting to Campus from the Airport

- There are many options for ground transportation from the airport to campus, including car services (Taxis, Lyft/Uber, private cars), shuttle buses, subways, and trains.
- If you land in J.F.K. International Airport, you can also catch a shuttle van to Newark Liberty International Airport, then take the NJ Transit train towards Trenton, straight to New Brunswick. Reservations for shuttle van services are strongly recommended.
- Students are encouraged to download mobile map apps such as Apple Maps or Google Maps, to help track their location, access public bus and train schedules, and for directions.
- We encourage you to arrive during daylight hours and weekday if possible.
- These are very busy areas, and during rush hours you may be waiting a while for pick up or be stuck in traffic.
- Rutgers does not offer a shuttle/pick-up service.



# Arriving by Car/Rideshare

## Do you have Uber or Lyft installed on your phone?



- Uber and Lyft are by far the safest & most popular transport apps in the U.S.
- Be sure to have them installed on your personal devices before you depart from your home country.
- Ensure that you have your payment method setup in these apps. Suggested: Use forex cards or cards that have international transactions “ON”. Please confirm with your bank before flying. Rideshares do NOT accept cash as a form of payment.
- Note that some drivers will not accept rides that are very long distances, so plan ahead!
- Estimated costs (excluding driver tip): *Please note that actual costs depend on the time/day of your arrival*

	To New Brunswick Campus	To Newark Campus
From EWR(Newark Liberty Airport)	~\$60 USD	~\$25 USD
From JFK(John F Kennedy Airport)	~\$200 USD	~\$130 USD

# Airport Taxi Services

- 24-hour taxi services are also available outside the terminals. Note that these may be more difficult to use since you cannot track your travel with a mobile app.
- There are uniformed taxi dispatchers in the arrivals who can help you find a taxi - you should only accept rides from official taxis.
- You can also find self-service kiosks at the airport welcome centers for information regarding authorized shared-ride and car services.
- Confirm the cost of the ride (aka the “fare”) before accepting the ride.
- There are also private car services you can book in advance, sometimes offered by hotels in which you are staying. Be sure to ask for these when booking your stay, if applicable.
- Information regarding these services and pricing can be found in the following links (note - these are not operated by the airport themselves):

JFK: <https://new-york-jfk-airport.com/transportation/airport-taxi/> (link for JFK airport taxi webpage)

<https://www.jfkairport.com/to-from-airport/taxi-car-and-van-service>

EWR: <https://www.newarkairport.com/to-from-airport/taxi-car-and-van-service>

# Arriving by Train

Trains can be a cost effective way to travel. However, if you are carrying a lot of luggage/bags, it can be difficult to travel via train due to limited storage space, needed transfers, and quick boarding times.

- If you're landing at Newark Liberty International Airport (EWR) to New Brunswick:
  - Take the AirTrain Newark from your Arrival Terminal to Newark Liberty International Airport (New Jersey Transit station)
  - You can then take the NJ Transit (NJT) train from Newark airport to New Brunswick (**Cost ~\$20**, this includes the AirTrain fare)
  - Tickets can be bought at the station or on the NJ Transit (NJT) app.
  - Please install the NJT app to familiarize yourself with the routes.
  - For New Brunswick - you need to take the ***Train to Trenton*** (***Red Line - Northeast Corridor Line***) and get off at New Brunswick station.
  - ***Note - some trains do not operate between 12:30 AM and 5:30 AM!***
- Traveling from JFK to New Brunswick requires you to change trains and buy multiple tickets. It is highly complex and is not recommended if you are not used to public transit systems.



# More on NJ Transit

- NJ Transit is the company that manages the trains inside New Jersey
- You can buy tickets 2 ways - on your phone, or paper ticket at the kiosk at each station. You can also ask the ticket counter attendant for help. You usually only need a **one-way adult ticket**.
  - **For paper tickets:** you can pay using USD cash or a working credit/debit card. Usually cash needs to be exact - example, if it cost \$15 for a ticket, you should not insert a \$20 bill or you will lose \$5. Some stations have an employee at a ticket window office to buy the ticket from
  - **To buy a ticket on your phone:** you will need wifi/internet connection. Do not open the ticket until you are about to board the train or it will expire. You should set up an account ahead of time and download the app before coming to NJ.
- If you forget to buy a ticket, you can buy once on board but it will cost more money. The train attendants only accept cash and there is an added fee.
- You can plan your trip ahead of time using the Trip Planner function from NJ Transit



# Other Trains

- **Amtrak** is a train system used to travel long distances (such as Boston to Washington, DC)
- The **PATH** also travels through NJ and to NY, but has limited routes
- The (Long Island Railroad) **LIRR** operates only in New York
- The **MTA** runs the subways in New York City

## Getting to Newark/Rutgers Health

- When traveling to Newark, you may need to utilize the bus system, NJ Transit, Light Rail, or PATH systems
- We suggest planning your route ahead of time to pick the best path for your final destination



# Train Etiquette



- Wait for passengers to exit the train before getting on and be mindful of how you occupy the space around you.
- There is a gap between the train and the platform - be careful exiting the car.
- The elderly, pregnant women, and people with injuries or disabilities get seat priority.
- Don't talk loudly or play loud music.
- Ask the train conductor if you are in the correct car for exit - at some stations, only certain train car doors will open to do space.
- Do not make a mess if you eat or drink and don't leave your garbage behind when you exit the train.
- Know your fare and schedule in advance, taking screenshots of your route on your phone.
- Do not hold the train door open.
- When riding on escalators, stay to the right side. Got something in your hand? That should stay on the right side, too. The left side of hallways, escalators, etc., should be left open for fast walkers, who are often people running to catch a connecting bus or train.
- Be mindful of what station you are arriving at in order to prevent traveling to the wrong station.
- Be sure you are on the correct side of track, as trains will travel in a certain direction.
- Never leave your bags unattended and be aware of your surroundings.
- Use the bathroom before you board the train.



# SIM Carriers and Cellular Data

## How can you make/receive calls and texts and access data after landing?

- Once you have landed, make sure to connect to the Airport Wi-Fi which will enable you to be connected to the internet and update your close contacts of your safe arrival. Be sure to also use this time wisely to plan your route to your destination.
- Buying a SIM Card at the airports can be expensive, but they are sold at stalls or in vending machines.
- If you need data from your first day, try looking at eSIM plans instead, and subscribing to one before you leave your home country. Most new smartphones support eSIM service. Here is a list of eSIM compatible devices which is updated every month:  
<https://cellulardata.ubigi.com/ubigi-esim-compatible-devices/>
- **A very valuable resource to look at** - Traveltomtom is an avid adventure traveler on the road for almost 11 years now having travelled to over 160 countries around the world. His blog post on eSIMs for the USA is extensive and the best place to know more about getting connected while in the USA. Link below.  
<https://www.traveltomtom.net/destinations/north-america/usa/best-esim-cards-for-usa>

# SIM Carriers and Cellular Data

## Things to keep in mind:

1. eSIMs only work on **eSIM compatible** and **network-unlocked** devices.
2. Check with the eSIM provider if the package is a data only package, or whether it also supports calling and messaging.
3. Remember to read all instructions about the provider such as when to activate, if there is an app that needs to be installed, among other things.
4. Be sure to select a plan that fits your needs, as needed temporarily, as you will eventually switch to another US based carrier with your friends or family.
5. Some recommended plans by Traveltomtom include the ones in the next slide; be sure to check the plans online as some offer 5G while others don't, if you care about that.
6. Make sure to check the individual eSIM providers' website to see more available plans.



## SimOptions

- 1 GB data for 30 days = \$9.90 USD
- 6 GB data for 10 days = \$17.90 USD
- 10 GB data for 30 days = \$24.90 USD




## Airalto

- 1 GB data for 7 days = \$4.5 USD
- 2 GB data for 15 days = \$8 USD
- 3 GB data for 30 days = \$11 USD
- 5 GB data for 30 days = \$16 USD
- 10 GB data for 30 days = \$26 USD



## Nomad

- 1 GB data for 7 days = \$5.5 USD
- 3 GB data for 15 days = \$11 USD
- 5 GB data for 15 days = \$14 USD
- 10 GB data for 30 days = \$24 USD



## Ubigi

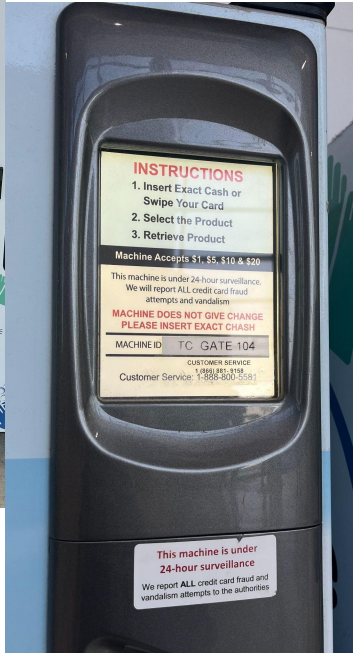
- 500 MB data for 1 day = \$2.9 USD
- 3 GB data for 30 days = \$8 USD
- 10 GB data for 30 days = \$19 USD

# SIM Card Booths

- There are several vending machines offering prepaid SIM cards located in the arrivals section of the Newark airport.
- **Note:** This is an expensive option but can be leveraged when you need a SIM card immediately.
- The cheapest option is the Travel SIM which costs around ~20\$

See video:

[Buying a USA Tourist Sim Card at Newark Airport](#) 



# Food Upon Arrival

Upon landing, you may find yourself very hungry. It is advised to purchase food to eat before you leave the airport area. You may also choose to purchase additional food to bring with you to your final destination. There are other ways to pre-order food upon landing in the US:

- For those using Uber/Lyft to arrive on campus, you can simply add a stop to your trip and get your food.
- Uber Eats, Doordash, Grubhub, and Go Puff are other mobile apps that can deliver food. They require to know your address to deliver.
- For those using trains, if you land at EWR it is preferable to arrive on campus and enjoy food at various locations on/near campus to avoid having to get on/off different stops. If you are coming from JFK, you might just stop by in the New York City and try various options available (most stores in NYC accept cash).
- Many students might have different dietary restrictions. Hence, no one restaurant or food is acceptable to all. But some basic food chains which cater to most dietary restrictions and serve delicious food are Taco Bell, Chipotle, Panera Bread, Qdoba, etc.
- Be mindful of your belongings when enjoying your meal. We certainly do not want you to lose something important while having your meal.



# Rutgers University Emergency Contact Information

## At the Airport:

- Be sure to treat the Customs and Border Protection (CBP) officer with respect and stay calm.
- Going through customs can take a long time, so please be prepared to wait a while. You may be sent to another room called “secondary inspection” if the officer needs more time to talk with you.
- You can call or email Rutgers Global – International Student and Scholar Services during office hours (Monday, Tuesday, Thursday and Friday from 8:30 AM – 5:00 PM) on:
  - Rutgers – New Brunswick and Rutgers Health (New Brunswick) Students:  
848-932-7015; [ISSS-Students@global.rutgers.edu](mailto:ISSS-Students@global.rutgers.edu)
  - Rutgers – Rutgers Health (Newark) Students:  
973-972-6138; [ISSS-RBHS@global.rutgers.edu](mailto:ISSS-RBHS@global.rutgers.edu)
- Outside of regular working hours, call the Rutgers University Police Department on the following: 732-932-7211 (New Brunswick) or 973-972-4491 (Rutgers Health - Newark).



Keep these contact details on a printed piece of paper. You may not have access to your phone if you are sent to a secondary inspection area.

# Safety Tips

Your safety is our top priority. Here are some essential safety procedures to follow from the airport to your home destination:

- Stay aware of your surroundings and keep belongings secure at all times.
  - Try to travel with a group of friends when possible.
  - Utilize licensed taxis or rideshare services for transportation from the airport. Be sure you enter the correct car (verify the driver's identity/license plate # before entering).
  - Keep your important documents and emergency contact information easily accessible.
  - Learn local emergency numbers (**911**) and know the nearest medical facilities.
  - Avoid walking alone at night and stick to well-lit and populated areas.
  - Follow traffic rules and use designated crosswalks when crossing streets.
  - Carry a portable phone battery charger in your carry on.
  - Trust your instincts; if something feels uncomfortable or unsafe, seek assistance immediately.
  - Stay connected with fellow students and participate in orientation programs for additional guidance.
  - Remember, safety is everyone's responsibility. Enjoy your time in the US, and feel free to ask for help if needed.
- Welcome aboard!



# Helpful Links

- If you need more information about pre and post arrival steps, you can refer to this link:  
<https://global.rutgers.edu/pre-and-post-arrival-steps>
- If you are concerned about how to prepare for your international trip and what to expect at a US port of entry, this link will help you:  
<https://global.rutgers.edu/international-students-scholars/preparing-enter-united-states>
- This link provides you the information you need to know about public transportation to the Newark Liberty International Airport:  
<https://www.newarkairport.com/to-from-airport/public-transportation>
- This link provides you the information you need to know about public transportation to the John F. Kennedy International Airport:  
<https://new-york-ifk-airport.com/transportation/airport-transfer-to-penn-station/>
- All necessary information about On Airport Bus can be found here:  
<https://www.newarkairport.com/at-airport/on-airport-bus>





# Helpful Links

- All necessary information you need to know about NJ Transit can be found in the links below:

<https://www.njtransit.com/tickets/rail-tickets>

<https://www.njtransit.com/services/how-to-ride>

<https://youtu.be/cfk2WFM73cc>

<https://content.njtransit.com/sites/default/files/pdfs/maps/NJT%20System%20Map%20April%202023.pdf>

<https://www.njtransit.com/news-events/whats-my-line>

- Other transportation facilities:

How to use Uber: <https://youtu.be/D8HI7Bg4Dqw>

How to use Lyft: <https://youtu.be/HobCUu4WViQ>



# Thank you!

Email questions to  
[iss-students@global.rutgers.edu](mailto:iss-students@global.rutgers.edu)

Call us at 848-932-7015

